A vibrant garden scene featuring a stone path leading through a lush bed of flowers and greenery. The garden includes various plants like ferns, grasses, and colorful blooms in shades of red, orange, yellow, and purple. A wooden deck is visible in the background, and a black garden lamp is on the left side.

FBMG Help Desk

Question of the Week

**Help us help you! Details are key! Context is awesome!
Paint the whole picture!**

***A more complete story enables us to better help you!
Information is key!***

Tell the Story!

Helpful information to include.

**Help us help you with your gardening questions and concerns!
For questions about tree, shrub, lawn, insect, vegetable garden, containers,
raised bed, flowers etc include the details.**

***Ideas of what to include, but not
limited to.***

When did it start?

What does it look like?

***How much of the plant/lawn is
affected?***

What kind of mulch is there?

***How often and how long is the
area watered?***

***Is there an irrigation system, a
hose with s sprinkler?***

What is the sun exposure?





As the Saying Goes!

A picture is worth a thousand words!

Photos in context are helpful!

The photo provides additional information.

- *Take photos from different angles*
 - *right, left, looking down, looking up*
- *Include the whole plant*
- *Photograph the insect while it is alive*
- *Take photos up close and from far away*
 - *a close up of the subject*
 - *a photo of the whole subject*
- *Include something for reference /scale such as a measuring tape, pack of gum, a coin, golf ball, finger/hand etc*
- *A photo of the adjacent area such as*
 - *the plant next to it*
 - *the mulch*
 - *any other insects in the area*



I Found this in my Garden!

What is it?

If possible get a few more photos from different angles, as well as something for scale. Live photos and / or specimens are easier to ID

Information to Include

- *Where was it found?*
 - *On a plant*
 - *What kind of plant? include it in the photo,*
 - *On a flower pot, patio, in the grass etc*
- *Was it by itself or were there others?*
 - *If there were others how many?*
- *What time of day did you find it?*
- *What was near by?*
- *How big was it?*
- *Do you still have it?*

Any other pertinent information.



What is this weed?

A few items of information to include.



- Where was it found?
- What is around it?
- Is it a sunny or shady spot?
- When was it found?
- How many of them are there?
- Is it a dry or damp area of the yard?

Has this area recently been treated with anything?

If so what was it?

Weed, Feed, Herbicide - which one?

How frequently?

When was it used?

In the photo

Make sure to include the whole plant as well as a close up of the leaves.

Make sure to include the immediate surrounding area.




The Whole Picture

Helps provide the whole answer!

Sample question;

My tree leaves and some branches are turning black almost like mold should I cut it down?

Well lets take a close look! What do the pictures show?



- The first photo shows the described leaves
- A closer photo shows a lady beetle larva
 - known to eat aphids, mealy bugs and other leaf piercing insects
- Another photo shows aphids with lady beetle larva

Aphids produce a substance called honeydew which will turn into a sooty mold. The lady beetle larva are eating the aphids, that indicates lady beetle presence for awhile.

Mother Nature at Work!

*Do you have questions
about your home
landscape and plants?*

*Contact the Fort Bend
Master Gardener Help Desk*

*Email:
FortBendmg@ag.tamu.edu*

*Phone:
281-341-7068*

*The Help Desk is manned
Monday thru Friday,
9am-Noon*

*Thank
you*

